



# City of York Council

## Job Seekers Allowance and Universal Credit Claimants

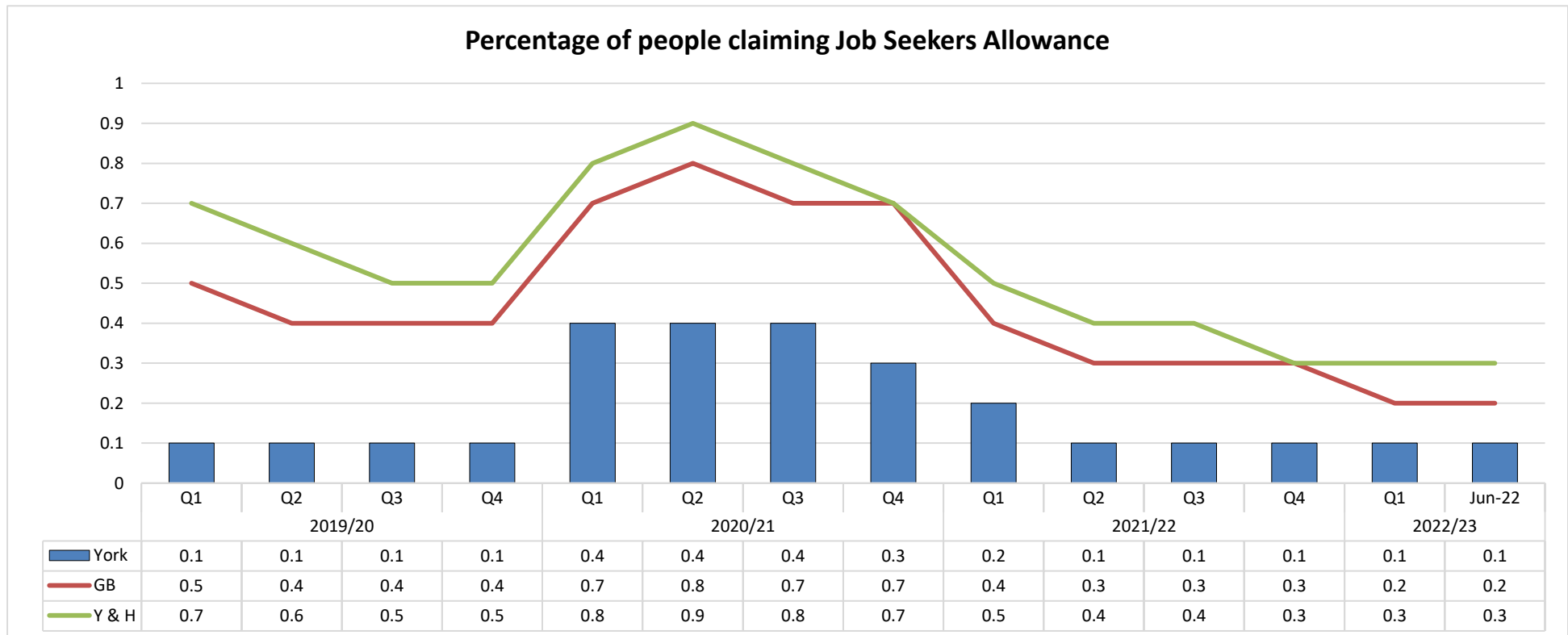
June 2022

# Job Seekers Allowance

June 2022

**York overall picture:**

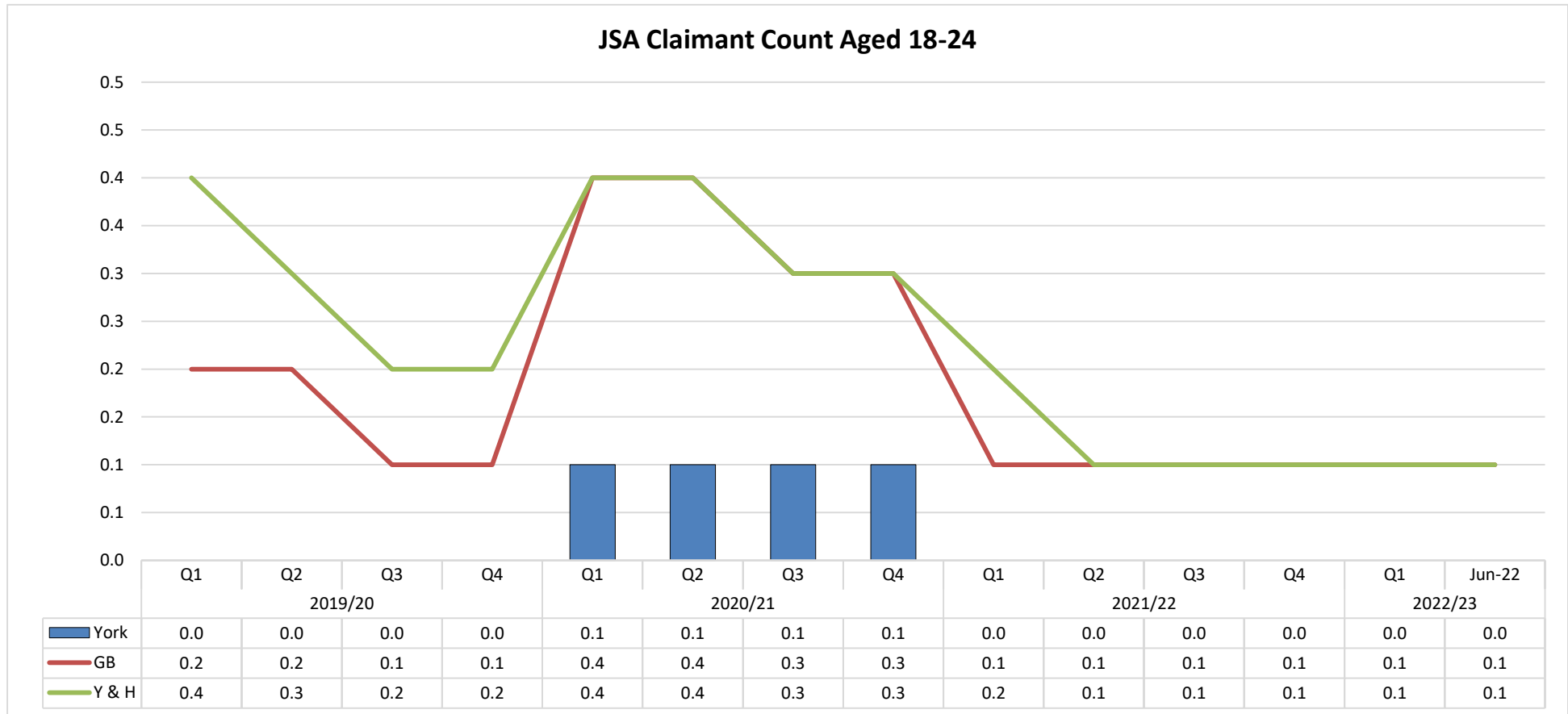
- The JSA claimant count for York in June 2022 is 155.
- In March 2020 the figure was 185, which is a decrease of 16.2%.
- This represents 0.1% of the working age population.
- The region stands at 0.3% and GB at 0.2%.
- The highest JSA claimant count in York in the past 10 years (from June 2012) is from February 2012 with a figure of 3,675 or 2.8% of the working age population.



Source: [nomis](https://www.nomis.gov.uk/) - official labour market statistics (ONS)

## JSA Claimants 18 - 24 years old

- In June 2022 the total number of claimants (18-24) stood at 10, an increase of 5 from March 2020.
- This represents 0.0% of the working age population.
- The region stands at 0.1% and GB at 0.1%.

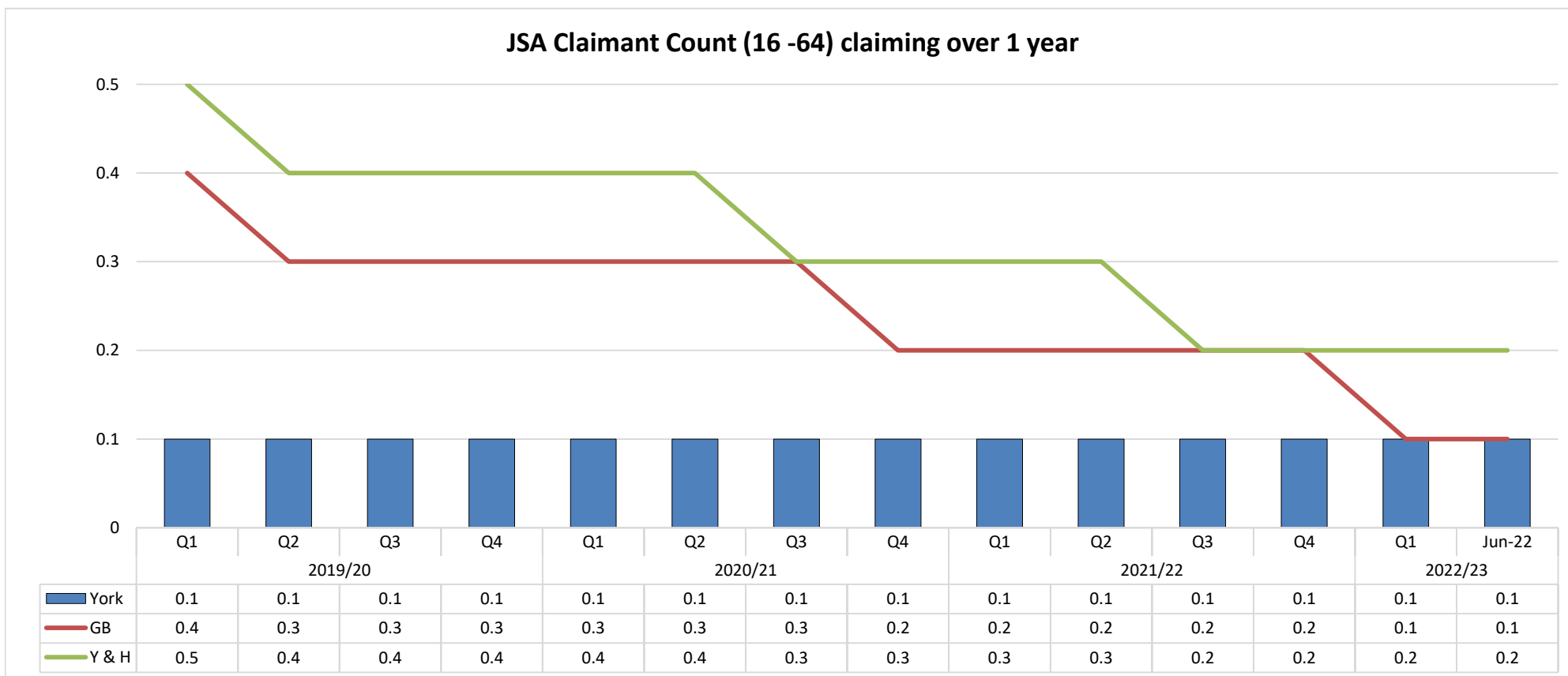


Source: [nomis - official labour market statistics \(ONS\)](https://www.nomis.gov.uk/)

## Job Seekers Allowance

### JSA Claimants out of work for over one year

- Claimants out of work for over one year, showed no change from last month, 20 less than one year ago - a 21.1% decrease.
- This represents 0.1% of the working age population who were out of work for over 1 year.
- The region stands at 0.2% and GB at 0.1%.

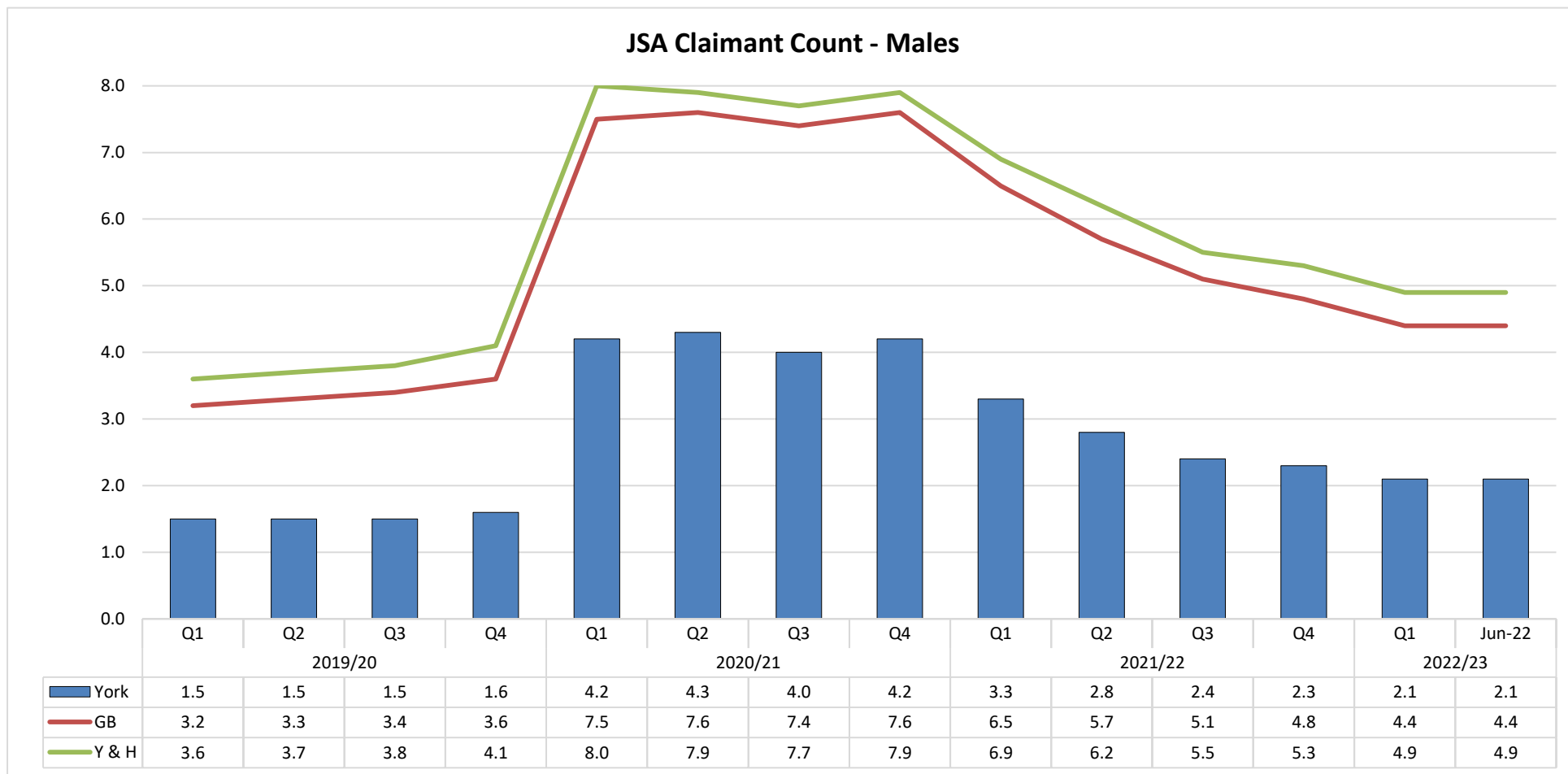


Source: [nomis - official labour market statistics \(ONS\)](#)

# Job Seekers Allowance

## JSA Male Claimant Count

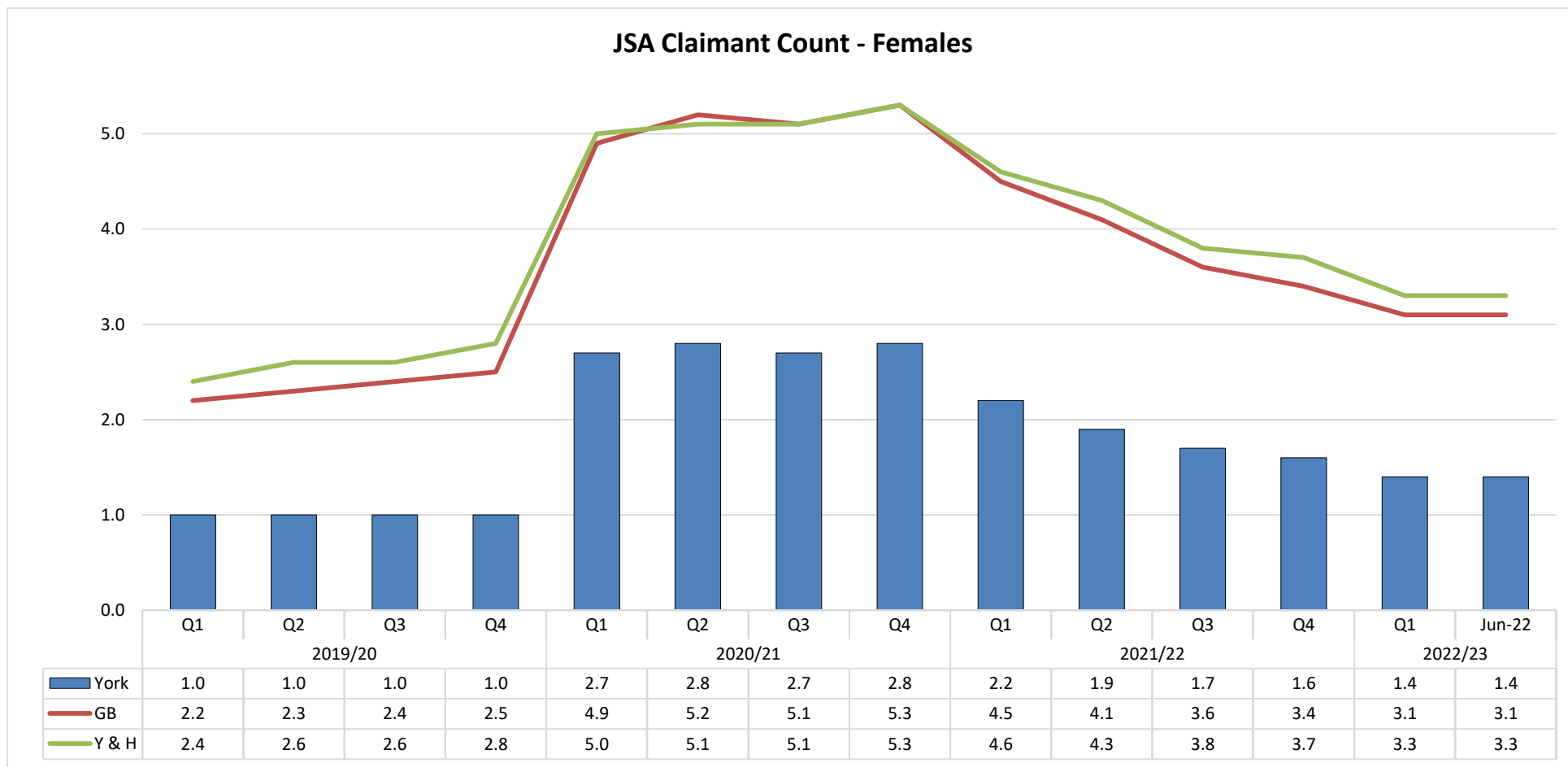
- Male Claimants have decreased by 10 from last month, totalling 100, 40 less than one year ago - a 28.6% decrease.
- This represents 2.1 % of the male working age population.
- The region stands at 4.9% and GB at 4.4%.



Source: [nomis - official labour market statistics \(ONS\)](https://www.nomis.gov.uk)

## JSA Female Claimants

- Female Claimants have decreased by 5 from last month, totalling 55, 60 less than one year ago - a 52.2% decrease.
- This represents 1.4 % of the female working age population.
- The region stands at 3.3% and GB at 3.1%.



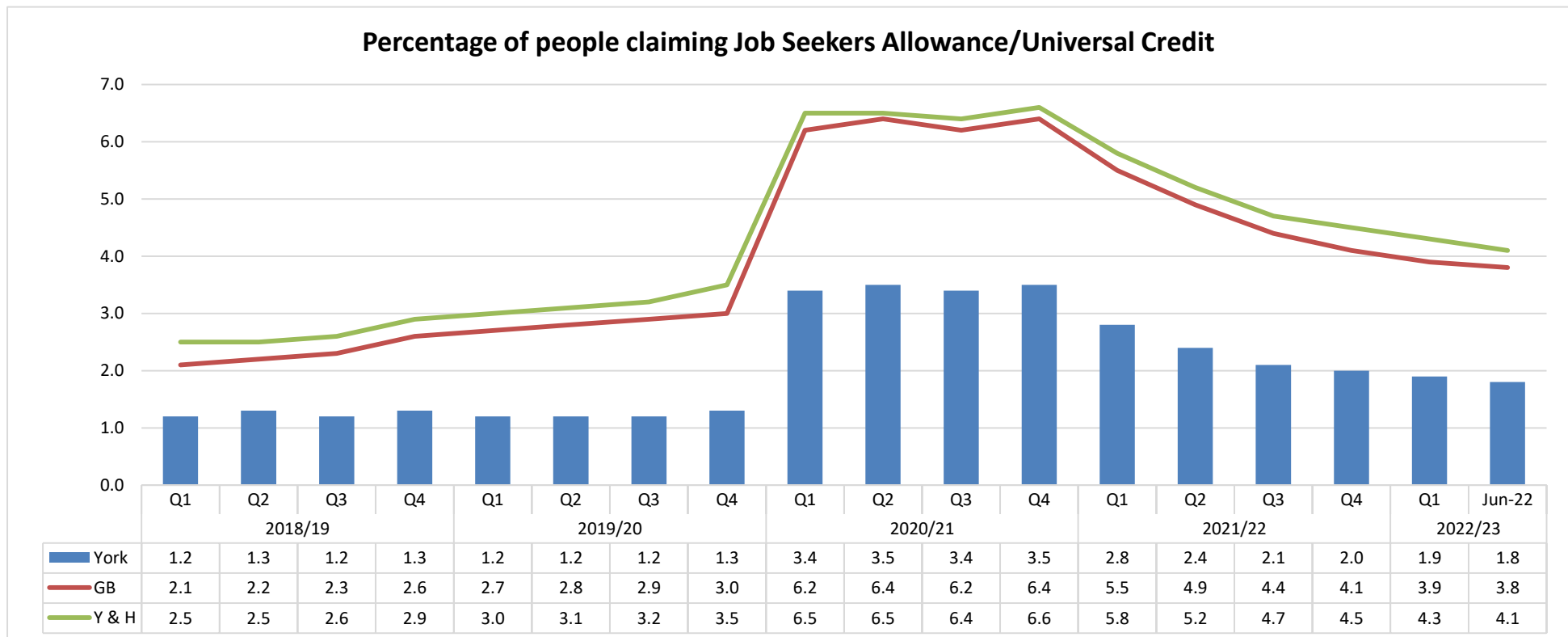
Source: [nomis - official labour market statistics \(ONS\)](#)

# Job Seekers Allowance and Universal Credit Claimants

June 2022

## York Jobseekers Allowance/Universal Credit overall picture:

- The JSA/UC claimant count for York in June 2022 is 2,480.
- In May 2020 the figure was 5060, this is a decrease of 2580 (51.0%) since May 2020 .
- This represents 1.8% of the working age population.
- The region stands at 4.1% and GB at 3.8%.
- The highest JSA/UC claimant count in York in the past 4 years (from June 2018) is from August 2020 with a figure of 5,080 or 3.6% of the working age population.

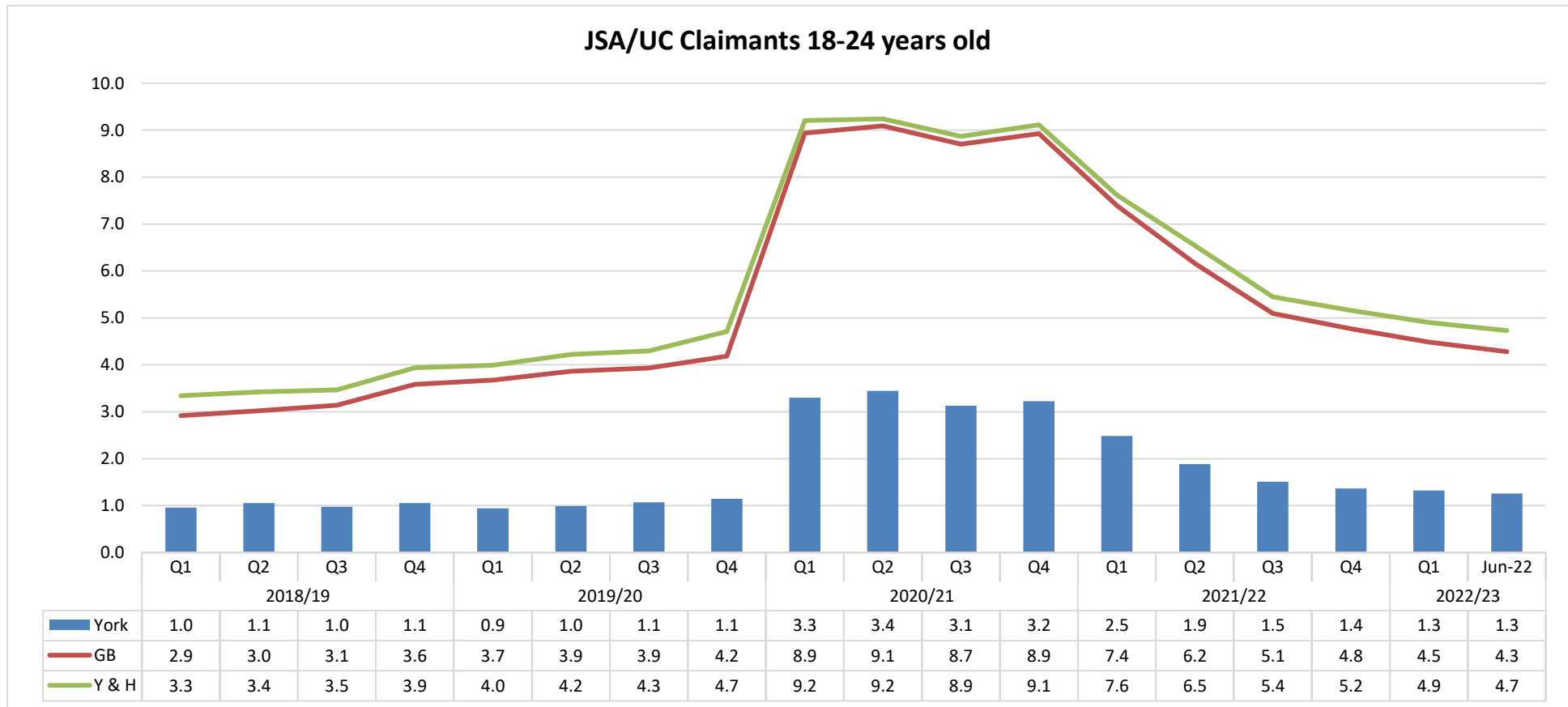


Source: [nomis - official labour market statistics \(ONS\)](#)

# Job Seekers Allowance and Universal Credit Claimants

## JSA/UC Claimants 18 - 24 years old

- In June 2022 the total number of claimants (18-24) stood at 400, a reduction of 10 (a 2.4% decrease) from May 2022.
- This represents 1.3% of the working age population.
- The region stands at 4.7% and GB at 4.3%.



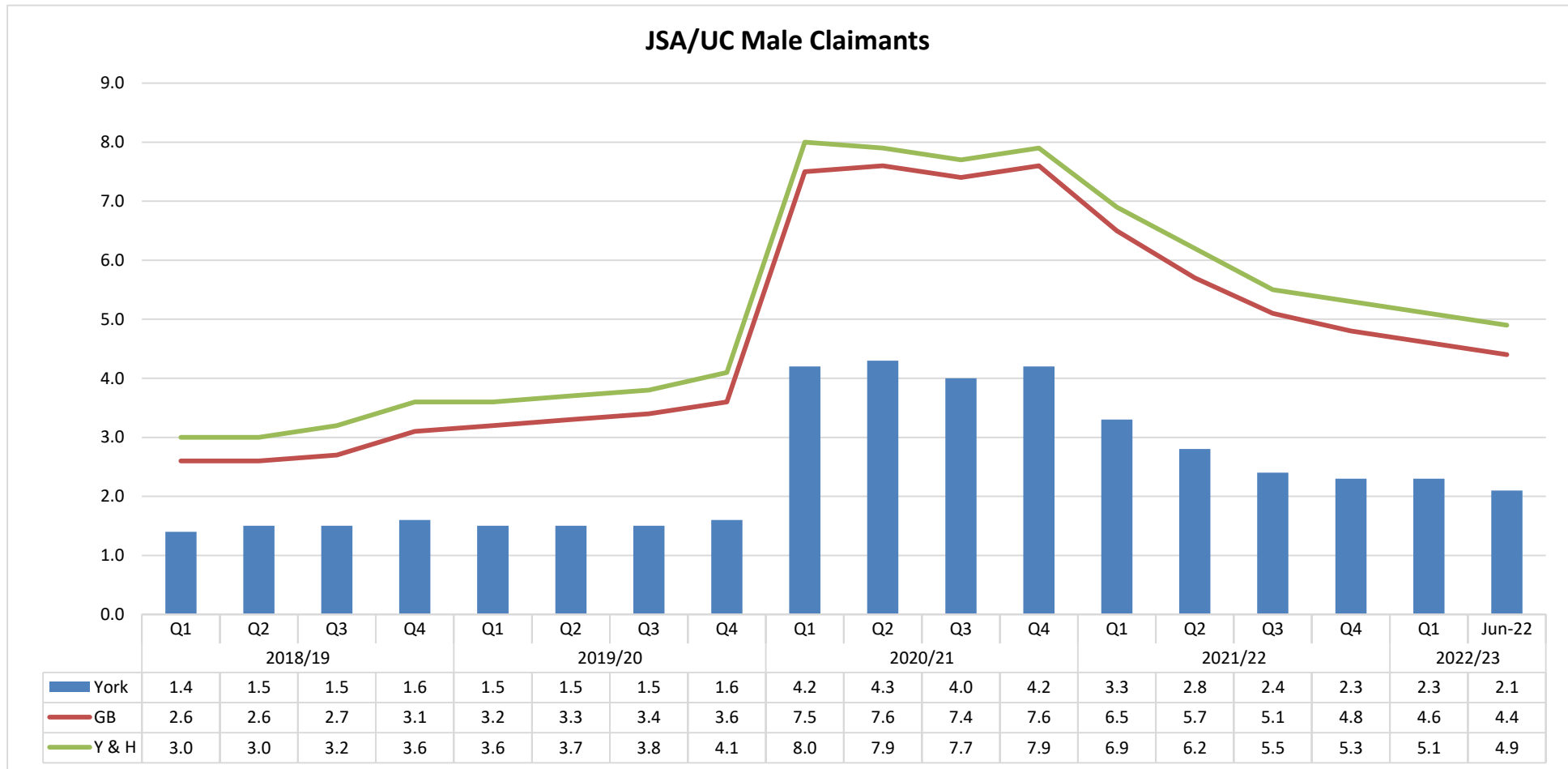
[Source: nomis - official labour market statistics \(ONS\)](#)



# Job Seekers Allowance and Universal Credit Claimants

## JSA/UC Male Claimant Count

- Male Claimants have decreased by 40 from last month, totalling 1,470, 1,505 less than one year ago - a 50.6% decrease.
- This represents 2.1 % of the male working age population.
- The region stands at 4.9% and GB at 4.4%.

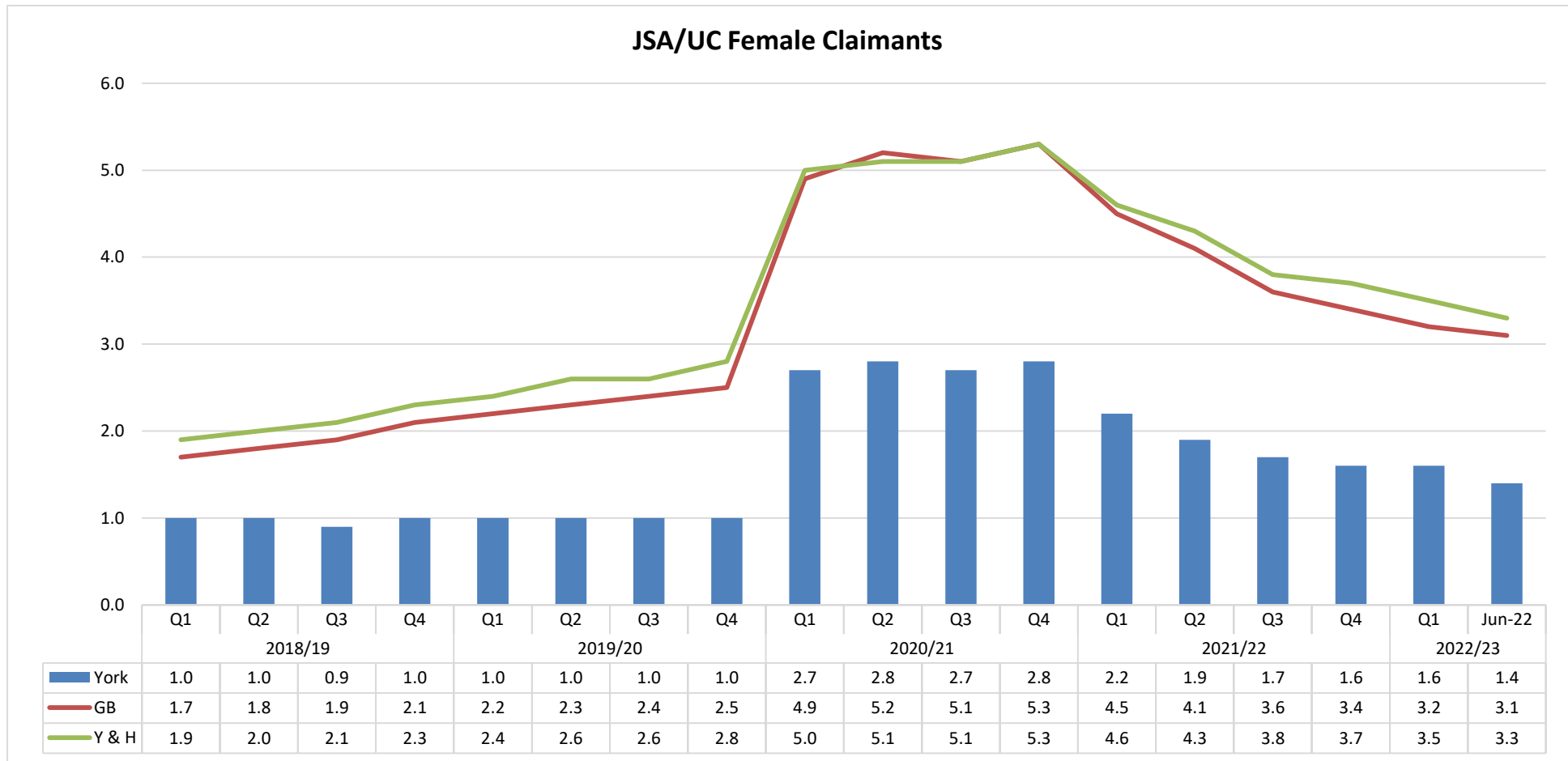


Source: [nomis - official labour market statistics \(ONS\)](https://nomis.digital)

# Job Seekers Allowance and Universal Credit Claimants

## JSA/UC Female Claimants

- Female Claimants have decreased by 20 from last month, totalling 1,010, 965 less than one year ago - a 48.9% decrease.
- This represents 1.4 % of the female working age population.
- The region stands at 3.3% and GB at 3.1%.



Source: [nomis - official labour market statistics \(ONS\)](https://www.nomis.gov.uk/)

## Job Seekers Allowance and Universal Credit Claimants

### York Wards

Below are the claimant count for Wards comparing the latest available data with the previous month and the previous year.

#### Job Seekers Allowance And Universal Credit Claimants - Ward Analysis (Jun 2022) Total JSA and U/C Claimants

Ward	June 2022		May 2022		June 2021	
Westfield	3.7	325	4.0	350	5.4	475
Heworth	2.6	260	2.6	260	3.7	375
Clifton	2.4	170	2.6	180	4.1	290
Holgate	2.2	190	2.2	185	3.9	335
Acomb	2.1	115	2.0	115	3.0	170
Micklegate	2.0	190	2.0	185	3.1	295
Guildhall	1.9	290	1.8	275	2.7	410
Huntington & New Earswick	1.7	125	2.0	145	2.8	205
Dringhouses & Woodthorpe	1.6	110	1.7	115	2.6	180
Hull Road	1.4	165	1.3	160	2.0	250
Heworth Without	1.4	30	1.4	30	1.8	40
Rawcliffe & Clifton Without	1.3	100	1.4	105	2.3	185
Fulford & Heslington	1.3	30	1.4	35	1.6	40
Copmanthorpe	1.3	30	1.1	25	1.6	35
Bishopthorpe	1.2	25	1.4	30	1.9	40
Strensall	1.1	55	1.2	60	1.8	90
Osbalwick & Derwent	1.1	55	1.2	60	2.1	100
Fishergate	1.1	95	1.1	100	1.8	155
Haxby & Wigginton	1.0	60	1.0	60	1.7	100
Rural West York	0.9	40	1.1	50	2.2	95
Wheldrake	0.7	15	0.7	15	1.5	35

[Source: nomis - official labour market statistics \(ONS\)](#)

Under Universal Credit a broader span of claimants are required to look for work than under Jobseeker's Allowance. As Universal Credit Full Service is rolled out in particular areas, the number of people recorded as being on the Claimant Count is therefore likely to rise.

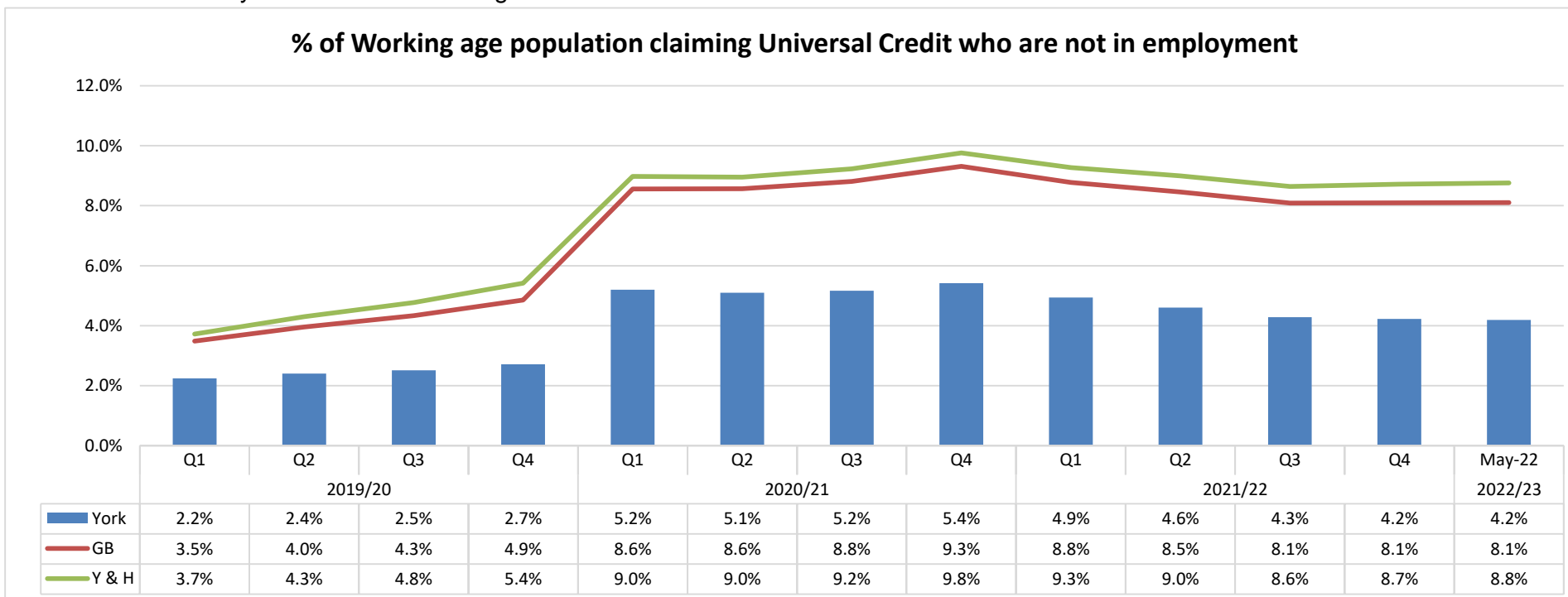
## Job Seekers Allowance

### Universal Credit Claimants

The JSA figures should be viewed in the context of the number of people receiving Universal Credit in York increasing from 11,054 in May to 11,184 in June. Under Universal Credit a broader span of claimants are required to look for work than under Jobseekers Allowance. As Universal Credit Full Service is rolled out in particular areas, the number of people recorded as being on the Claimant Count is therefore likely to rise.

Of which, in May, 5,823 were not in employment. The figures will not be released until next month.

On 12 July 2017 Universal Credit became available to parents and couples in the York area, until this date Universal Credit was only available to single job seekers in the area. From November 2019 the provisional figures will show the total of those claiming Universal Credit. A breakdown will only be shown when the figures are revised.



Source: [nomis - official labour market statistics \(ONS\)](#)

Following the introduction of Universal Credit, the claimant count takes into account:

- people claiming contribution JSA (this is not affected by the introduction of Universal Credit)
- the figures for Universal Credit are provisional for the current month and may be revised in the next update.